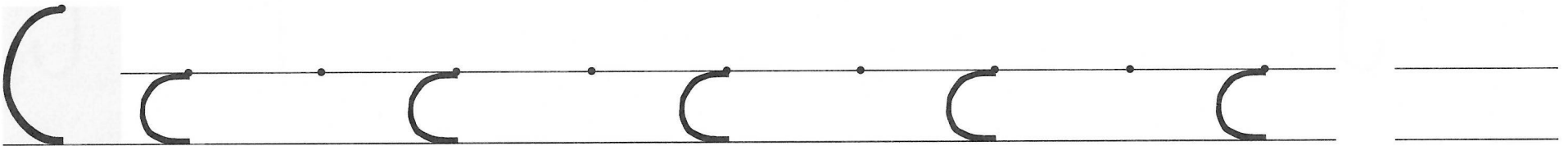



Magic c


Start on the dot. Copy C.

Check C



C is for cow.

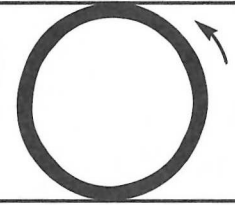




Magic c



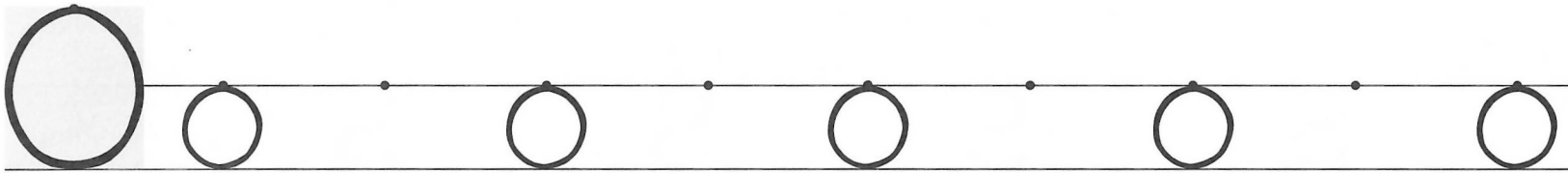
keep going



stop

Start on the dot. Copy O.

Check O

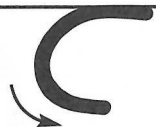


O is for owl.





little
Magic c



little Magic c



turn down



curve around

Start on the dot. Copy S.


Check S



S is for **s**nowman.



Words with s




Start on the dot. Trace S.

sun



star




sad



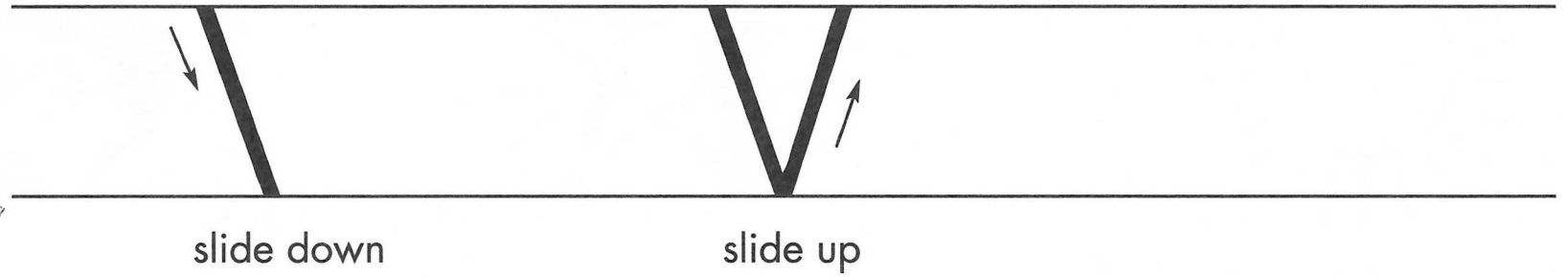
sit



sea

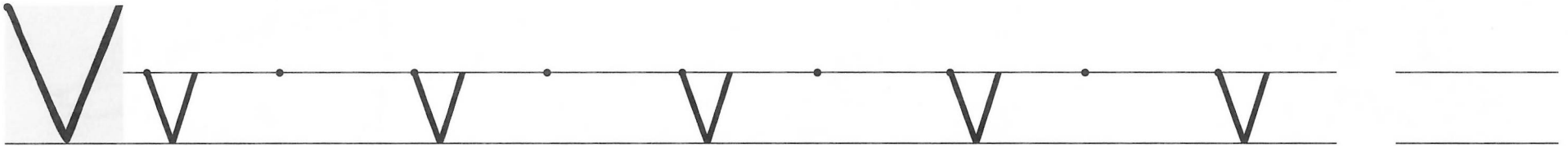


seal




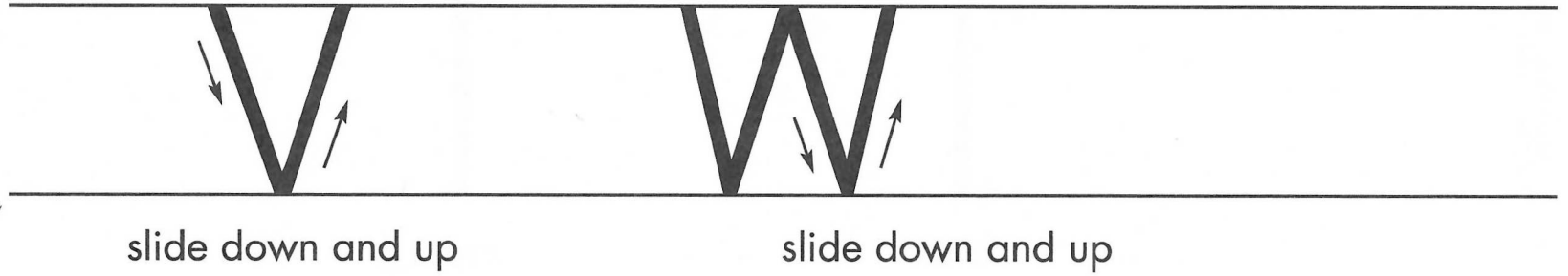

Start on the dot. Copy V.

Check V



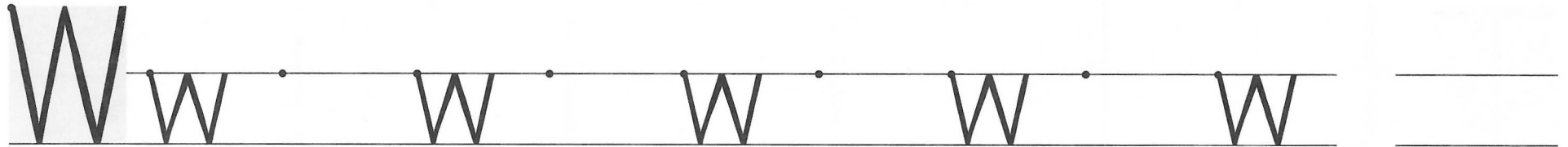
V is for violin.






Start on the dot. Copy W.

Check W

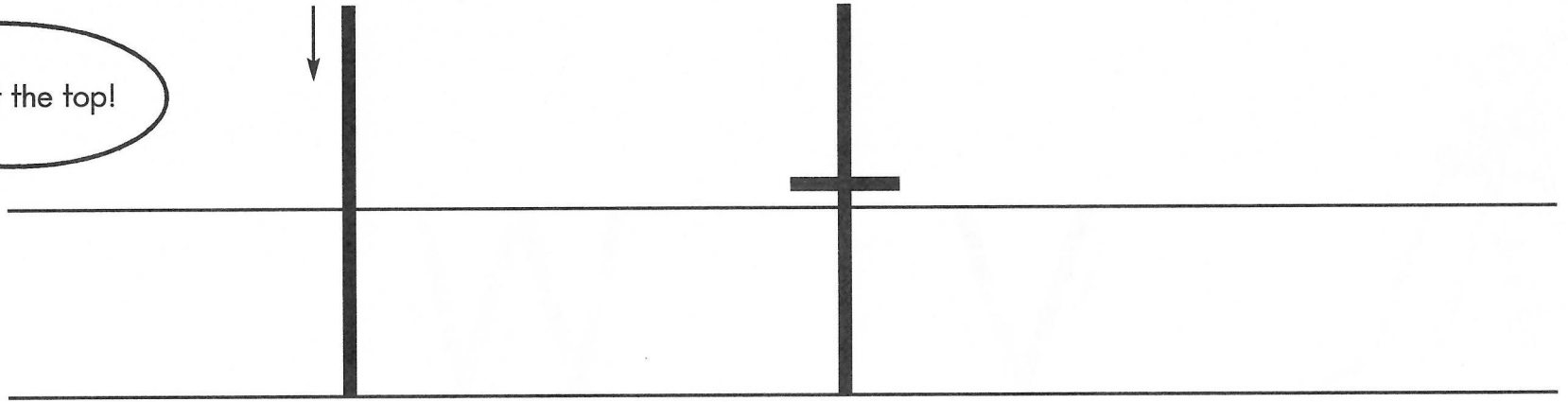


W is for wagon.





Start at the top!



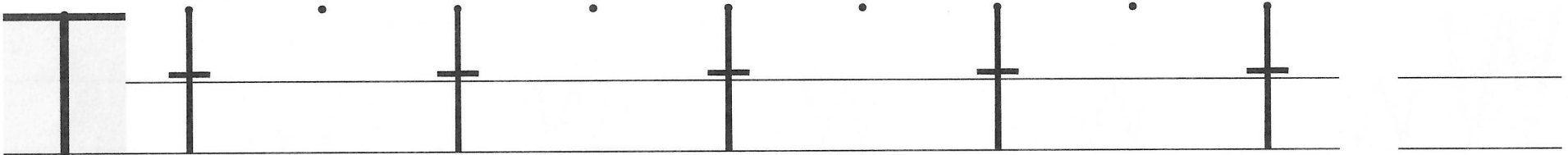
down
bump




cross

Start on the dot. Copy T.

Check T




T is for tow truck.



Copy the words.

to




cot

Words for Me

two


to



cow

so

Check 50



Handwriting practice for the letter 'c'. It shows four examples on a set of three horizontal lines (top, middle, bottom):

- A large uppercase 'C' with a curved arrow indicating the stroke direction. Below it is the text "Magic c".
- A large uppercase 'C' with an upward-pointing arrow at the bottom. Below it is the text "up like a" and an illustration of a helicopter.
- A large lowercase 'c' with an upward-pointing arrow at the top. Above it is the text "bump".
- A large lowercase 'c' with a downward-pointing arrow at the top. Below it is the text "back down bump" and an illustration of two people bumping their heads.

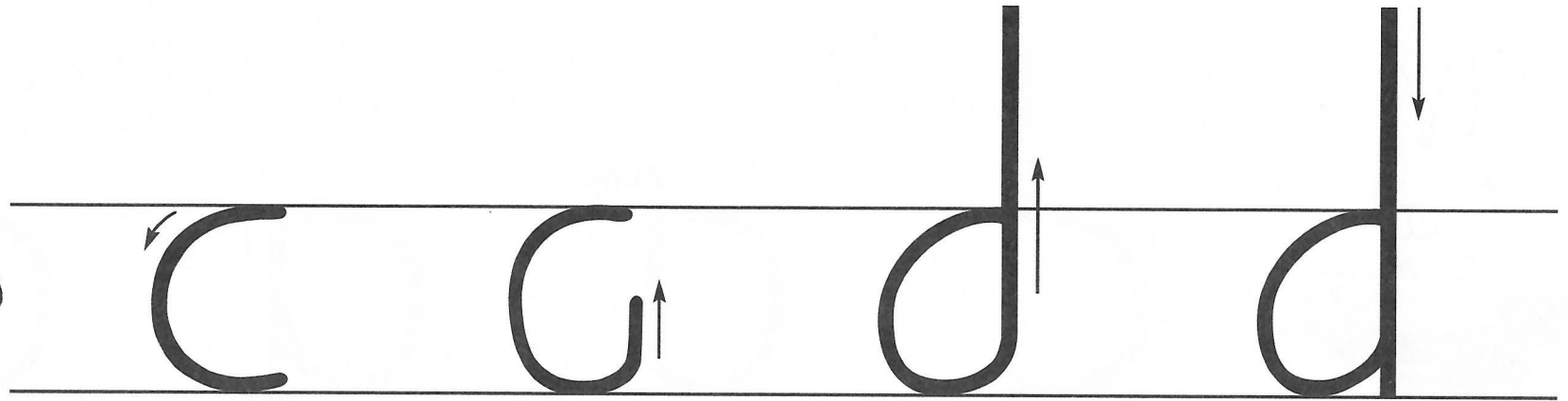

Start on the dot. Copy a.

Check a

A handwriting practice line for the letter 'a'. It starts with a large uppercase 'A' on the left. To its right are five lowercase 'a's, each with a small dot above it indicating the starting point. The line ends with a blank space for independent practice.

A is for **avocado**.






Magic c

up like a

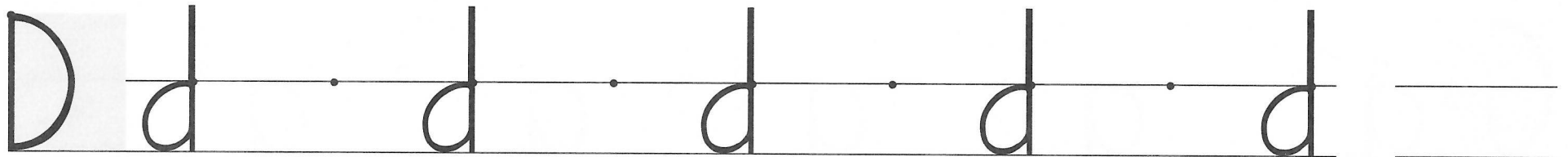
up
higher

back down
bump




Start on the dot. Copy d.

Check d




D is for **d**inosaur.







Magic c

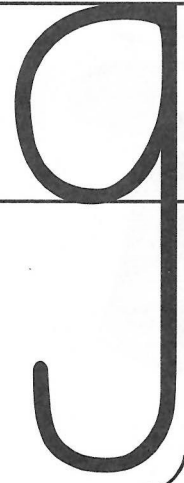
bump



up like a




back
down



turn

Start on the dot. Copy g.

Check g



G is for **g**irl.



Magic c Letters



Change C into a, d, g, and o.

Tracing practice for the 'Magic c' section. It consists of two rows of handwriting lines. The first row contains the letters A, a, c, c, D, d, c, c, G, g, c, c, O, o, c, c. The second row contains the letters A, a, c, c, D, d, c, c, G, g, c, c, O, o, c, c. The letters are designed for tracing, with a starting dot and a directional arrow for each letter.

Magic c Mystery

Start on the dot.
Trace C.
Don't lift your pencil.
Wait for the teacher to say
the mystery letter.




Change C into the Mystery Letter.

Tracing practice for the 'Magic c Mystery' section. It consists of two rows of handwriting lines. The first row contains five 'C' characters, each with a starting dot and a directional arrow. The second row contains seven 'C' characters, each with a starting dot and a directional arrow.


The Hand Activity



cow



do



go




small



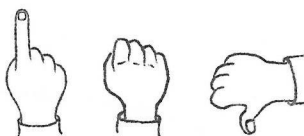
tall



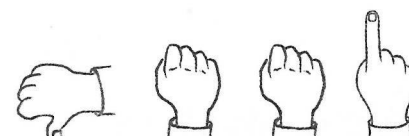
descending



at




dog



goat

Sentences for Me




Copy the sentences.

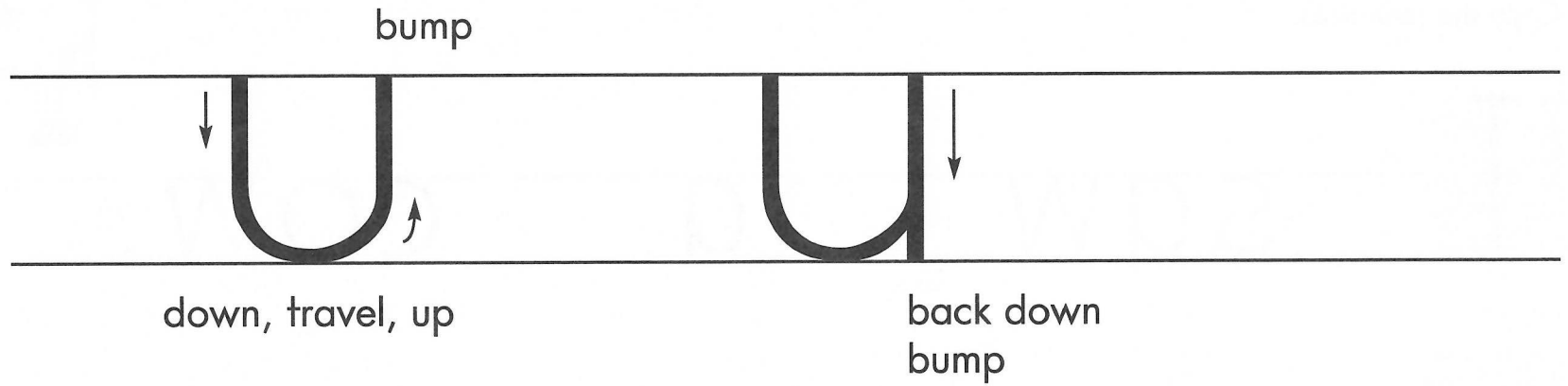

I saw a cow.



I saw a goat.

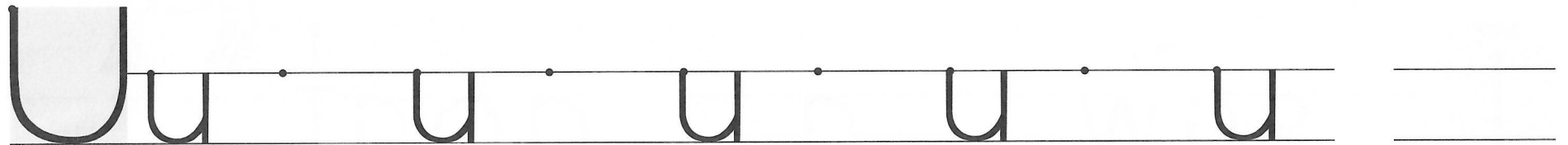


Check Sentence




Start on the dot. Copy U.

Check U



U is for umbrellas.

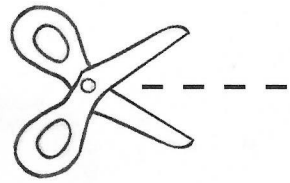


Copy the words.

out

Words for Me

us



cut

Copy the sentence.


Gus got out.

Sentence for Me




Check cut

Check Sentence




● dot



Start on the dot. Copy i.

Check i

I is for insects.





start

little line

up and
around


stop

Start on the dot. Copy e.

Check e

E e . e . e . e . e

E is for eel.




Copy the words.

dig

Words for Me

will



gate

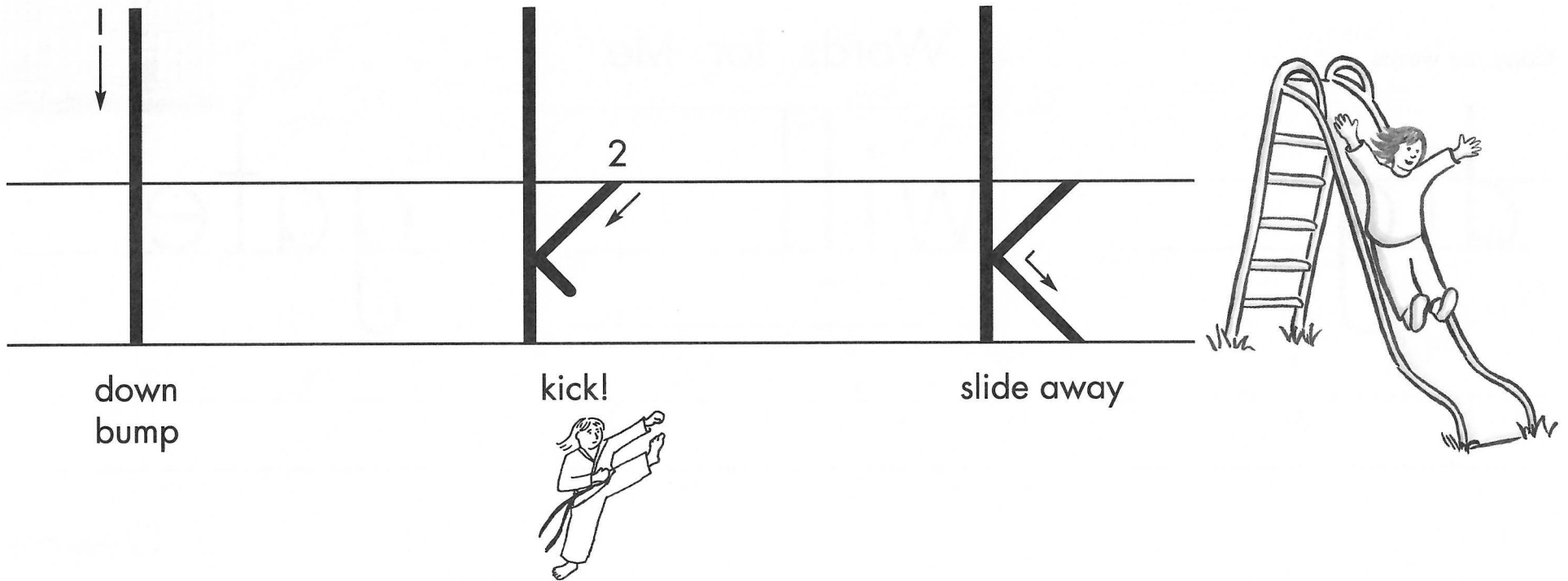
Check gate

Copy the sentence.

Sentence for Me

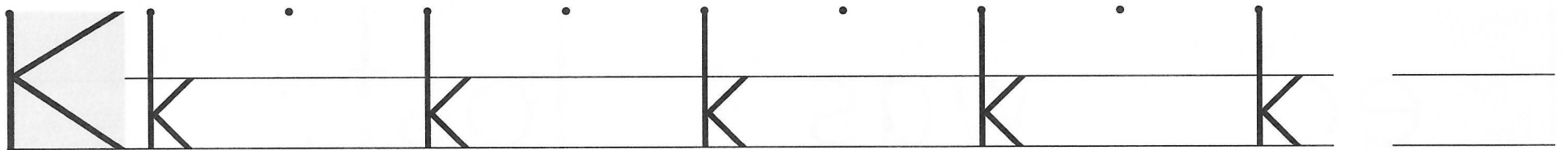
Leo was lost.

Check Sentence




Start on the dot. Copy k.

Check k



K is for **k**ittens.




Copy the words.

kit

Words for Me

doll

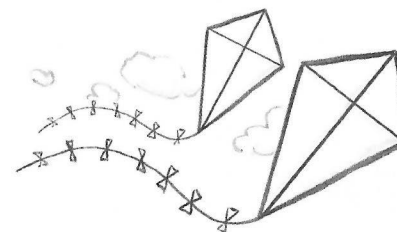


cake

Copy the sentence.

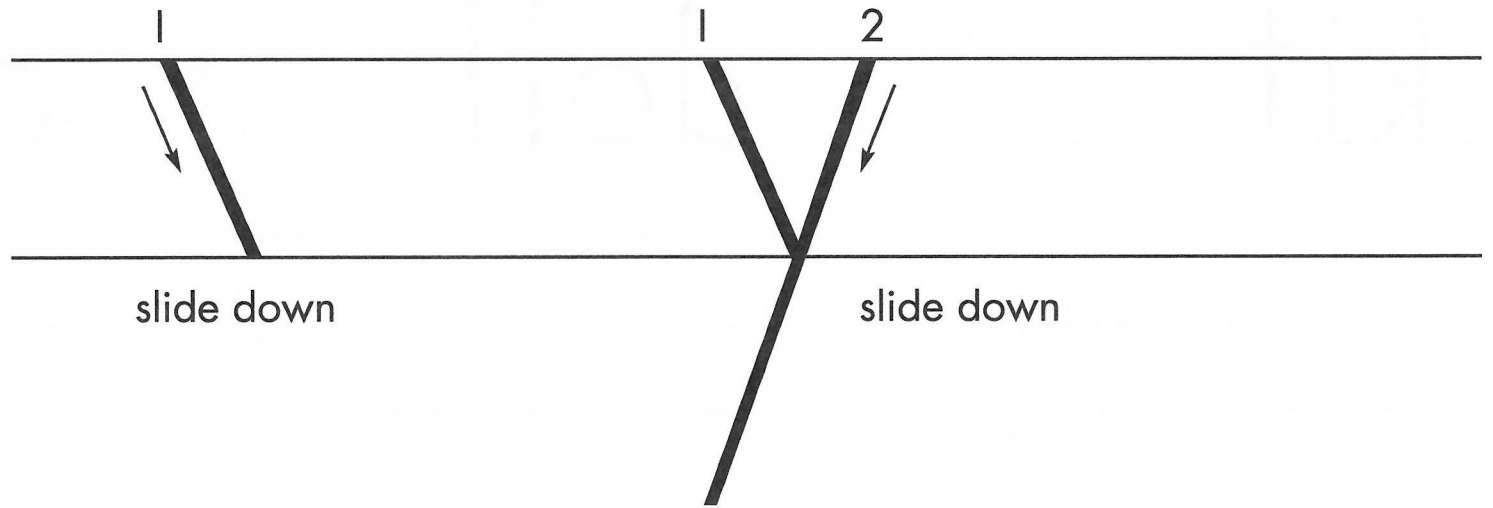
We like kites.

Sentence for Me



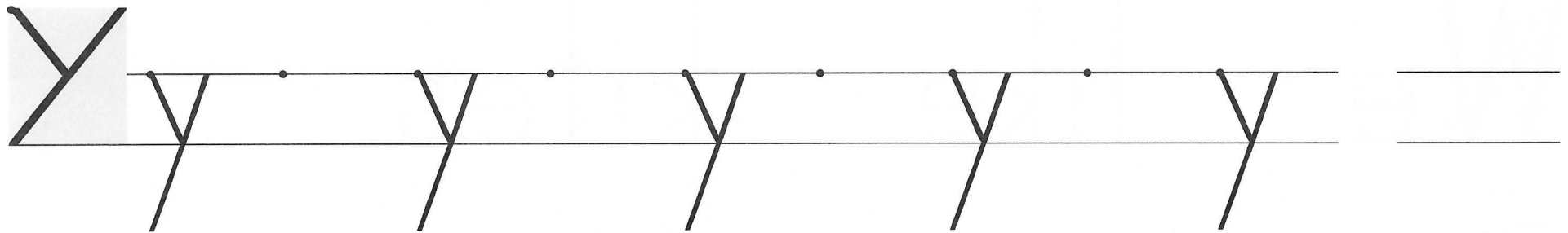
Check cake

Check Sentence



Start on the dot. Copy y.

Check y



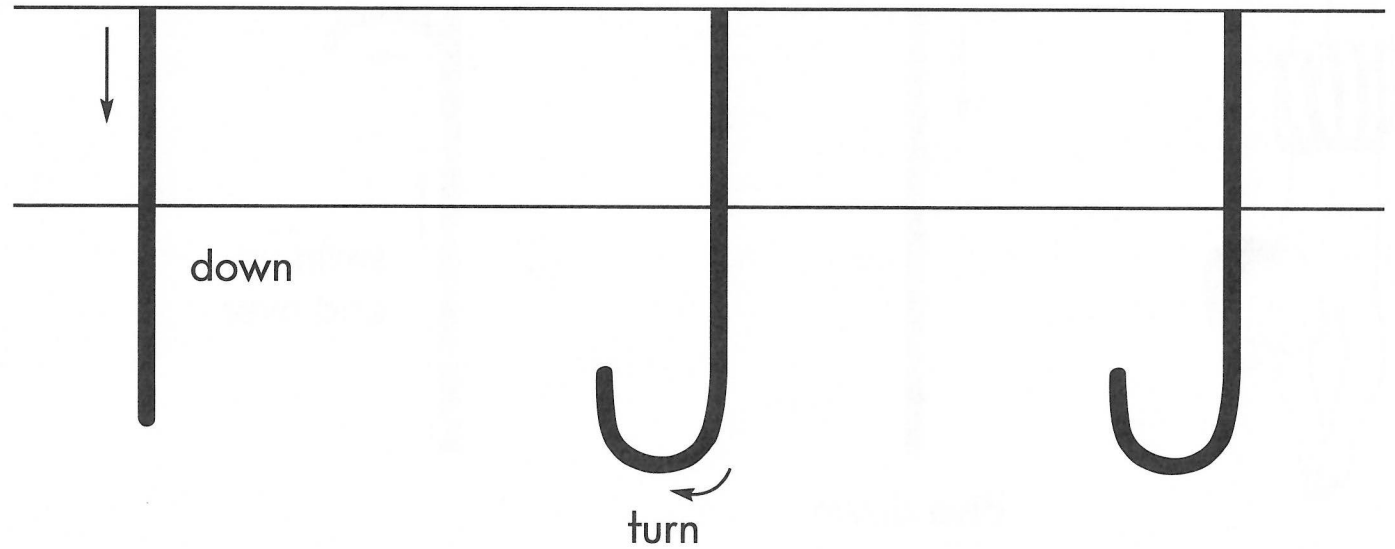
Y is for yogurt.






Dots for you!

● dot



Start on the dot. Copy j.

Check j



J is for juice.

